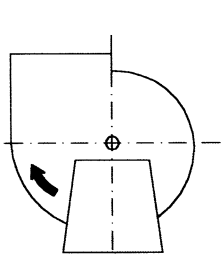
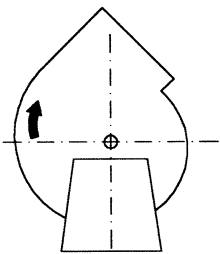


**POSIÇÕES DA BOCA DE DESCARGA PARA VENTILADORES  
CENTRÍFUGOS CONFORME NORMA AMCA-2406-77, 1977**

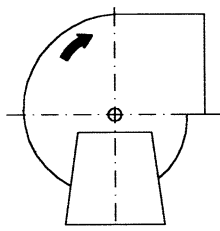
**POSIÇÕES NO SENTIDO HORÁRIO - VISTO PELO ACIONAMENTO**



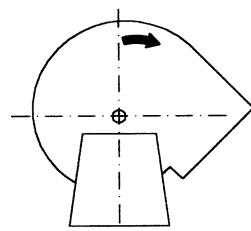
**CW-0**



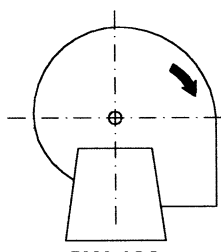
**CW-45**



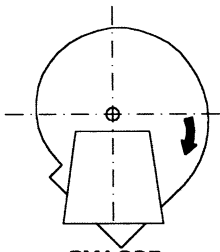
**CW-90**



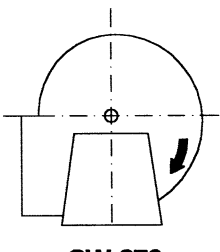
**CW-135**



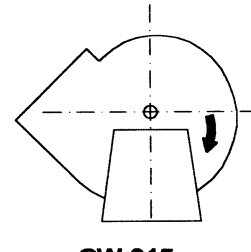
**CW-180**



**CW-225**

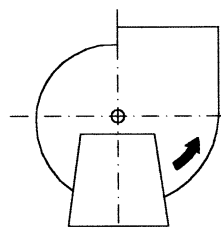


**CW-270**

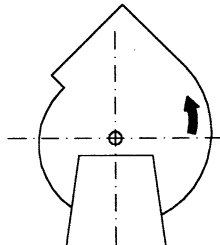


**CW-315**

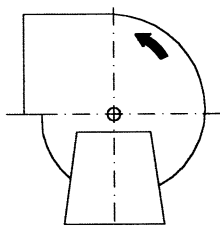
**POSIÇÕES NO SENTIDO ANTI-HORÁRIO - VISTO PELO ACIONAMENTO**



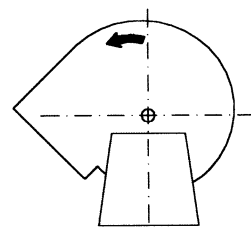
**CCW-0**



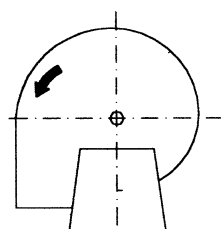
**CCW-45**



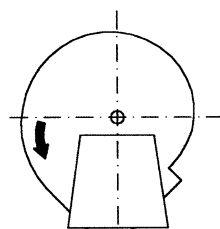
**CCW-90**



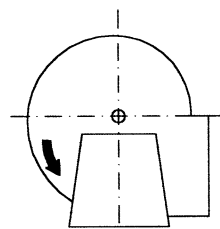
**CCW-135**



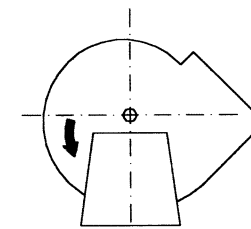
**CCW-180**



**CCW-225**



**CCW-270**



**CCW-315**

	DATA	NOME
DES.	04/10/01	HARALD
VISTO	05/10/01	HARALD
APROV		



**ANTON BLASELBAUER  
ARTÉCNICA LTDA.**

E-mail: [info@anton-bauer.com](mailto:info@anton-bauer.com)  
Site: [www.anton-bauer.com](http://www.anton-bauer.com)

Proibida a reprodução total ou parcial sem prévia autorização

PROJETO:

**POSIÇÕES CONSTRUTIVAS**

Substituído Desenho

Desenho de Origem

Substituído por Desenho

Numero de Desenho

**0845-2001**

TÍTULO:

**VENTILADORES CENTRÍFUGOS INDUSTRIAIS  
CONFORME NORMA AMCA**

DESVIOS ADM. PARA MEDIDAS  
SEM TOLERANCIAS CONFORME

DIN 7168

GROSSEIRO